



Government of India
Ministry of Power
North Eastern Regional Power Committee
Lapalang, Shillong 793006

No. NERPC/Dev/2023/ 5124-5162

Dt: 7th Nov., 2023

सेवा में / To,
संलग्न सूची के अनुसार
As per list enclosed.

Sub: Provisional DSM under ABT regime for the period from 23.10.23 to 29.10.23- reg.

सर/मैडम,
Sir/Madam,

The Provisional statements giving details of Deviation charges account with payable / receivable particulars, for the period 23.10.23 to 29.10.23 is enclosed. Deviation charges have been calculated as per following CERC Notification and subsequent amendment orders:

- (i) Notification no. L-1/260/2021/CERC dated 14th March 2022 w.e.f. 05.12.2022
- (ii) Suo-moto order dated 26th Dec'2022 w.e.f. 28th Dec'2022
- (iii) Suo-moto order dated 6th Feb'2023 w.e.f. 8th Feb'2023
- (iv) Suo-moto order dated 9th Apr'2023 w.e.f. 10th Apr'2023

The payment by the constituents for the billed amounts shall be made to the Regional Deviation and Ancillary Service Pool Account Fund operated by NERLDC within 7 days of the issue of this Deviation-Account. In case of delayed payments against these bills beyond 7 days, the defaulting constituent shall pay surcharge @0.04% for each day of delay. The details of Deviation Accounts, both the statement as well as the data files, are available on NERPC website <https://www.nerpc.gov.in>.

Constituents may send their observation/ comments, if any on the same within 15 days from the date of issue of the account. In case no communication is received from constituents, the provisional DSM account statement as issued would be treated as final.

Enclosed -As above.

भवदीय / Yours faithfully,

(एस. एम. आइमोल/ S. M. Aimol)

निदेशक / Director

अधीक्षण अभियंता/ Superintending Engineer

List of Addressees:

1. CMD, TSECL, Bidyut Bhawan, Agartala – 799 001
2. Director (Distribution), MePDCL, Lumjingshai, S.R. Road, Shillong – 793 001
3. Engineer-in-Chief (P&E), P&E Dept., Govt. of Mizoram, Aizawl – 796 001
4. Chief General Manager (Comml), APDCL, Bijulee Bhawan, Paltan Bazar, Guwahati – 781 001
5. Chief Engineer (Comm), Dept. of Power, Govt. of Arunachal Pradesh, Itanagar – 791 111
6. Managing Director, MSPDCL, Keishampat, Imphal-795 001.
7. E-in-C, Dept. of Power, Govt. of Nagaland, Kohima – 797 001
8. Chief Engineer, Loktak HE Project, Vidyut Vihar, Komkeirap, Manipur – 795 124
9. Executive Director (Comml.), NEEPCO Ltd., Lower New Colony, Shillong – 793 003
10. Executive Director, NERTS, POWERGRID, Lapalang, Shillong – 793 006
11. Managing Director, OTPC, Core 4 & Central, 10th Floor, SCOPE Minar, Laxmi Nagar, Delhi – 110092
12. GM (Comml.), NTPC, 3rd Floor OLIC building, Plot No.N.17/2, Nayapalli, Bhubaneshwar-12
13. CE (G. M.), CEA, SewaBhawan, R.K.Puram, New Delhi – 110 066.
14. G. M., NERLDC, Lower Nongrah, Dongtiah, Lapalang, Shillong - 6.
15. C.G.M (SLDC) AEGCL, Kahelipara, Guwahati.
16. Gen. Manager (Comml.), NHPC Ltd., NHPC Office complex, Sector –33, Faridabad-121003.
17. G.M (Commercial) APDCL, Bijulee Bhawan, Paltan Bazar, Guwahati - 781 001.
18. General Manager, Ranganadi HEP, NEEPCO, Yazlee, Ar. Pradesh
19. Project Manager, Doyang HEP, NEEPCO, Nagaland
20. Project Manager, AGBPP, NEEPCO Ltd., No. –III, Vill. Bokuloni, Dibrugarh, Assam.
21. Project Manager, AGTPP, NEEPCO Ltd., Ramchandranagar, Agartala, Tripura West- 799008.
22. Dy. G. M (Elect.), Kopili HEP, NEEPCO Ltd., Umrangso, N.C. Hills, Assam.
23. Supdt. Engr. (System Management) MeECL, Lumjingshai, Short Round Road, Shillong.
24. Supdt. Engr. (Commercial) Deptt. of Electricity, Govt.of Manipur, Keisampet, Imphal. 795001
25. Executive Engineer, MSLDC, P & E Dept., Chaltlang, Aizawl- 796012.
26. Supdt. Engr. Dimapur Sub-station Deptt. of Power, Govt.of Nagaland, Dimapur.
27. Dy. G. M. (Commercial) NERTS, Lower Nongrah, Dongtiah, Lapalang, Shillong - 6.
28. Dy. General Manager (ER), POWERGRID, Boring Road, Alankar Place, Patna - 800 001
29. DGM (Comml), OTPC, Core 4 & Central, 10th Floor, SCOPE Minar, Laxmi Nagar, Delhi – 110092
30. DGM (Comml.), NTPC, 3rd Floor OLIC building, Plot No.N.17/2, Nayapalli, Bhubaneshwar-12
31. AGM (Comml.), NTPC, Bongaigaon Thermal Power Project, P.O Salakati, Kokrajhar-783369
32. Addl. General Manager,Comml & Sys.Opn., TSECL,Banamalipur,Agartala.-799001.
33. Ex. Engr., SLDC, Deptt. of Power, Itanagar, Ar. Pradesh – 791 111
34. CEO, NVVNLtd., 7th Floor, Scope Complex, Lodhi Road, N.Delhi- 110 003
35. Power Trading Corpn. of India Ltd., 2nd Floor, NBCC Tower, 15-Bhikaji Cama Place, New Delhi – 66.
36. Member Secretary, NRPC,18-A,Shaheed Jeet Singh Marg,Katwaria Sarai, NewDelhi-110016.
37. Member Secretary, ERPC,14, Golf Club Road, Kolkata- 700 033.
38. Member Secretary, WRPC, Plot No F-3, MIDC Area, Opp Seepz, Marol, Andheri (E), Mumbai-400 093.
39. Member Secretary, SRPC, 29, Race Course Road, Bangalore- 560009.



(एस. एम. आइमोल/ S. M. Aimol)

निदेशक / Director

अधीक्षण अभियंता/ Superintending Engineer


NORTH EASTERN REGIONAL POWER COMMITTEE

**ABT based Deviation Charge Account
For the period 23.10.2023 TO 29.10.2023**

Page 1 of 4

CONSTITUENTS	SCHEDULE (MWH)	ACTUAL (MWH)	DEVIATION (MWH)	Receivable from the Deviation and Ancillary Service Pool Account(Rs) (A)	Payable to the Deviation and Ancillary Service Pool Account(Rs) (B)
BENEFICIARIES OF NORTH EASTERN REGION					
ARUNACHAL PRADESH	16,659.93	18,254.85	1,594.92	0	87,70,976
ASSAM	1,57,578.72	1,57,419.30	-159.42	0	25,68,724
MANIPUR	18,551.63	18,025.42	-526.21	9,23,489	0
MEGHALAYA	28,388.17	27,237.40	-1,150.77	35,74,776	0
MIZORAM	9,695.84	8,279.15	-1,416.68	50,12,815	0
NAGALAND	15,794.54	15,100.63	-693.91	27,94,037	0
TRIPURA	30,714.35	29,299.05	-1,415.29	56,87,100	0
BNC	175.74	150.87	-24.88	62,722	0
CERC REGULATED GENERATORS (CGS/ISGS)					
AGBPP	26,461.81	29,283.32	2,821.51	86,36,914	0
AGTCCPP	10,361.36	11,631.63	1,270.28	28,79,017	0
BGTPP	92,105.01	91,562.44	-542.57	0	17,54,742
PALATANA	85,260.38	85,653.61	393.23	7,38,619	0
DOYANG	1,366.61	1,422.37	55.76	60,471	0
KHANDONG	0.00	0.00	0.00	0	0
KOPILI	16,597.77	16,764.29	166.52	8,36,274	0
KOPILI-2	4,141.19	4,128.80	-12.39	0	10,097
LOKTAK	7,342.51	7,412.95	70.43	1,38,804	0
PARE	7,262.44	7,319.68	57.25	76,998	0
RANGANADI	16,212.38	16,298.64	86.26	33,711	0
KAMENG	52,184.63	52,899.78	715.15	34,11,708	0
INTER- REGIONAL					
ER	11,857.88	75,740.98	63,883.10	30,98,81,977	0
NR	0.00	-1,18,831.71	-1,18,831.71	0	55,99,87,798
TOTAL				344749432	573092338


Pool Balance (B - A) :	228342905
LEGEND :	In pool balance positive(+ve) means surplus in pool and negative(-ve) means deficit in pool


 (एस.एम.आइमो/S.M.Aimoi)
 निदेशक/Director
 उत्तरी क्षेत्र/NEBPC
 विद्युत मंत्रालय/Min. of Power
 भारत सरकार/Govt. of India
 शिलांग/Shillong

NERPC, SHILLONG
Day-wise schedule, actual and Deviation charge statement
From 23/10/2023 to 29/10/2023


Page 2 of 4

Date	Constituents	Total Schedule (MWH)	Total Actual (MWH)	Deviation (MWH)	Receivable from the Deviation and Ancillary Service Pool Account(Rs)	Payable to the Deviation and Ancillary Service Pool Account(Rs)
23/10/2023	ARUNACHAL PRADESH	2305.78	2604.10	298.32	13670.44	1230598.53
	ASSAM	20006.25	19696.30	-309.95	2234319.84	1056961.15
	MANIPUR	2610.50	2588.77	-21.74	322177.30	364090.97
	MEGHALAYA	4304.15	4068.51	-235.65	889327.08	107939.37
	MIZORAM	1467.32	1335.94	-131.38	529249.95	51418.70
	NAGALAND	2393.21	2288.05	-105.16	391030.56	14461.65
	TRIPURA	4652.72	4549.34	-103.38	718780.64	210504.06
	AGBPP	3750.07	4059.39	309.32	1325181.82	223347.85
	AGTCCPP	1491.09	1671.10	180.01	439319.71	46759.42
	BGTTP	11294.26	11166.01	-128.25	366689.25	831388.02
	BNC	24.86	20.94	-3.92	16193.22	8203.00
	PALATANA	12261.38	12309.40	48.02	88720.83	0.00
	DOYANG	239.84	249.37	9.54	38122.82	20971.82
	KHANDONG	0.00	0.00	0.00	0.00	0.00
	KOPILI	2371.34	2393.28	21.94	102468.54	0.00
	KOPILI-2	592.80	588.51	-4.29	1433.25	5817.82
	LOKTAK	1159.22	1168.76	9.53	21434.36	4442.13
	PARE	1221.43	1219.54	-1.90	24639.75	48781.46
	RANGANADI	2476.64	2492.68	16.04	33633.27	27538.84
	KAMENG	7997.98	8086.25	88.27	439119.45	14119.08
	ER	3458.05	9615.90	6157.85	26728400.04	138294.94
	NR	0.00	-16870.98	-16870.98	0.00	76036929.34
	24/10/2023	ARUNACHAL PRADESH	2291.94	2465.94	174.00	66371.78
ASSAM		18372.70	18066.12	-306.58	1609553.40	1670345.34
MANIPUR		2641.84	2553.79	-88.05	438606.85	141709.73
MEGHALAYA		4441.47	4185.19	-256.27	859533.83	157054.47
MIZORAM		1469.31	1284.47	-184.84	556750.26	27597.28
NAGALAND		2293.21	2175.73	-117.48	352010.45	5549.62
TRIPURA		4206.58	3843.48	-363.10	1107170.15	25258.72
AGBPP		3581.46	4012.77	431.31	1299501.50	6524.21
AGTCCPP		1382.19	1631.31	249.12	473551.17	40556.10
BGTTP		10484.00	10473.15	-10.85	474785.61	460579.84
BNC		25.18	21.07	-4.11	14788.41	5958.66
PALATANA		12148.88	12194.80	45.92	80719.51	0.00
DOYANG		184.76	189.66	4.90	14195.70	23250.30
KHANDONG		0.00	0.00	0.00	0.00	0.00
KOPILI		2371.23	2393.63	22.40	73061.64	0.00
KOPILI-2		592.80	588.38	-4.42	1083.97	6148.16
LOKTAK		1024.84	1034.72	9.87	22414.84	2981.42
PARE		1100.27	1107.71	7.44	27321.90	20204.73
RANGANADI		2483.00	2504.48	21.49	40040.52	21166.04
KAMENG		7634.44	7745.45	111.01	344510.34	7740.81
ER		4297.48	8763.75	4466.27	18796070.01	663857.90
NR		0.00	-16995.05	-16995.05	0.00	66902867.90
25/10/2023		ARUNACHAL PRADESH	2197.06	2567.98	370.92	27554.87
	ASSAM	21473.97	21618.14	144.17	1445356.25	2009275.03
	MANIPUR	2665.71	2590.99	-74.72	563807.98	408850.97
	MEGHALAYA	3971.06	3797.21	-173.85	841623.88	276143.93
	MIZORAM	1460.34	1269.14	-191.20	789869.77	21418.10
	NAGALAND	2213.51	2104.22	-109.29	504335.77	8637.49
	TRIPURA	4213.38	3993.55	-219.83	1278006.61	277981.22
	AGBPP	3665.76	4028.52	362.76	1325344.10	58876.31
	AGTCCPP	1438.61	1639.55	200.94	512529.88	41218.93
	BGTTP	12663.12	12626.29	-36.83	649243.78	718816.46
	BNC	25.11	21.36	-3.74	19403.82	10727.34
	PALATANA	12209.20	12294.56	85.36	164224.76	2794.18
	DOYANG	188.68	192.10	3.42	20289.41	24161.09
	KHANDONG	0.00	0.00	0.00	0.00	0.00
	KOPILI	2370.40	2396.91	26.51	146592.71	0.00
	KOPILI-2	586.24	587.17	0.93	7223.67	6257.77
	LOKTAK	1024.49	1031.61	7.12	14274.72	479.18
	PARE	1045.82	1051.09	5.27	43211.51	34921.26
	RANGANADI	2177.92	2193.83	15.91	37057.11	25479.62
	KAMENG	7632.01	7743.49	111.49	616755.33	23334.84
	ER	2172.10	10293.33	8121.24	40673090.37	0.00
	NR	0.00	-16994.04	-16994.04	0.00	83556542.03


 (एसएम अल्मो/S.M. Almo)
 निदेशक/Director
 उच्च शक्ति/NERPC
 विद्युत मंत्रालय/Min. of Power
 भारत सरकार/Govt. of India
 शिल्लोंग/Shillong

NERPC, SHILLONG
Day-wise schedule, actual and Deviation charge statement
From 23/10/2023 to 29/10/2023

Date	Constituents	Total Schedule (MWH)	Total Actual (MWH)	Deviation (MWH)	Receivable from the Deviation and Ancillary Service Pool Account(Rs)	Payable to the Deviation and Ancillary Service Pool Account(Rs)
26/10/2023	ARUNACHAL PRADESH	2307.17	2662.01	354.84	4070.01	2106230.42
	ASSAM	24116.10	24412.83	296.73	1135198.23	3346017.51
	MANIPUR	2740.31	2515.27	-225.05	662047.17	322675.00
	MEGHALAYA	3754.04	3627.80	-126.24	651830.16	552380.85
	MIZORAM	1351.15	1091.74	-259.40	854455.72	71010.26
	NAGALAND	2087.78	2000.60	-87.18	384567.34	47148.30
	TRIPURA	4321.29	4115.05	-206.24	908244.24	112966.50
	AGBPP	3967.58	4304.88	337.30	1217820.21	453658.61
	AGTCCPP	1549.20	1678.23	129.03	428349.80	88546.32
	BGTPP	15040.36	14944.86	-95.49	378446.98	703949.62
	BNC	25.10	21.92	-3.18	18905.53	11223.35
	PALATANA	12040.87	12124.48	83.61	158362.19	4170.62
	DOYANG	188.75	197.22	8.47	53485.57	25821.77
	KHANDONG	0.00	0.00	0.00	0.00	0.00
	KOPILI	2371.20	2396.29	25.09	142931.80	0.00
	KOPILI-2	592.80	587.54	-5.26	517.26	7230.97
	LOKTAK	1042.72	1053.81	11.09	27506.93	1637.23
	PARE	977.90	995.30	17.40	61863.42	23470.36
	RANGANADI	2276.00	2287.88	11.88	39753.17	30193.39
	KAMENG	7558.96	7670.55	111.59	697348.73	54804.31
	ER	263.94	10337.56	10073.61	53180186.44	0.00
NR	0.00	-16996.07	-16996.07	0.00	86942905.10	
27/10/2023	ARUNACHAL PRADESH	2320.55	2641.04	320.49	20236.01	1614748.46
	ASSAM	25125.75	25404.30	278.55	679237.60	2839100.94
	MANIPUR	2527.17	2562.67	35.50	272519.24	521072.91
	MEGHALAYA	3858.95	3770.17	-88.78	633610.13	430371.57
	MIZORAM	1285.82	1021.67	-264.15	951405.60	0.00
	NAGALAND	2223.46	2109.64	-113.82	514578.01	23181.33
	TRIPURA	4343.24	4164.66	-178.58	876643.77	186579.84
	AGBPP	3992.52	4373.52	381.00	1275121.37	140853.79
	AGTCCPP	1461.00	1664.46	203.46	436022.46	20651.34
	BGTPP	15153.67	15011.76	-141.91	358795.33	804262.15
	BNC	25.17	22.53	-2.65	17541.41	10488.05
	PALATANA	12019.42	12060.11	40.69	71503.97	104.29
	DOYANG	188.68	199.40	10.72	9576.24	22815.17
	KHANDONG	0.00	0.00	0.00	0.00	0.00
	KOPILI	2371.20	2397.81	26.61	147178.66	0.00
	KOPILI-2	590.95	589.13	-1.82	5227.52	5881.89
	LOKTAK	1029.09	1039.49	10.40	22815.46	3596.10
	PARE	991.52	995.22	3.70	24202.38	33808.40
	RANGANADI	2303.00	2310.51	7.51	33571.80	38906.26
	KAMENG	7396.60	7480.36	83.76	476565.74	109517.28
	ER	166.93	11671.54	11504.61	60573823.94	0.00
NR	0.00	-16991.71	-16991.71	0.00	87807443.09	
28/10/2023	ARUNACHAL PRADESH	2558.13	2572.33	14.21	511656.51	1220031.31
	ASSAM	25129.99	25154.94	24.95	1570295.87	1556188.29
	MANIPUR	2650.12	2624.62	-25.49	523989.10	595410.30
	MEGHALAYA	3874.35	3768.60	-105.75	874924.05	304940.20
	MIZORAM	1390.61	1243.38	-147.23	743753.19	35079.55
	NAGALAND	2291.78	2234.34	-57.44	376564.68	34568.16
	TRIPURA	4515.88	4332.39	-183.50	1209057.94	238828.80
	AGBPP	3884.59	4408.96	524.37	1664330.30	50550.57
	AGTCCPP	1577.65	1732.00	154.35	527858.86	100389.37
	BGTPP	15003.18	14917.95	-85.23	498773.54	832638.35
	BNC	25.17	21.98	-3.19	23304.29	11315.02
	PALATANA	12103.93	12148.44	44.51	92947.16	629.30
	DOYANG	190.65	197.02	6.37	48585.83	17298.60
	KHANDONG	0.00	0.00	0.00	0.00	0.00
	KOPILI	2371.20	2393.04	21.84	131636.34	0.00
	KOPILI-2	592.80	595.09	2.29	6649.75	1974.69
	LOKTAK	1036.78	1049.88	13.09	29942.39	2913.73
	PARE	991.60	1012.76	21.17	69370.41	18427.51
	RANGANADI	2247.81	2259.23	11.42	41113.64	38562.77
	KAMENG	6866.34	6962.11	95.77	596724.96	1216.57
	ER	50.84	12322.34	12271.50	64575495.46	0.00
NR	0.00	-16990.55	-16990.55	0.00	89121091.94	


 (S. M. Almol) S. M. Almol
 निदेशक / Director
 व.सू. वि.सं./NERPC
 विद्युत मंत्रालय / Min. of Power
 भारत सरकार / Govt. of India
 शिल्लॉंग / Shillong


NERPC, SHILLONG
Day-wise schedule, actual and Deviation charge statement
From 23/10/2023 to 29/10/2023

Page 4 of 4

Date	Constituents	Total Schedule (MWH)	Total Actual (MWH)	Deviation (MWH)	Receivable from the Deviation and Ancillary Service Pool Account(Rs)	Payable to the Deviation and Ancillary Service Pool Account(Rs)
29/10/2023	ARUNACHAL PRADESH	2679.30	2741.46	62.16	379372.95	679585.93
	ASSAM	23353.96	23066.67	-287.28	1900383.18	665180.22
	MANIPUR	2715.98	2589.31	-126.67	611108.13	116956.56
	MEGHALAYA	4184.16	4019.92	-164.24	747738.72	94981.87
	MIZORAM	1271.28	1032.81	-238.47	800301.79	6447.18
	NAGALAND	2291.61	2188.05	-103.55	410918.91	6422.05
	TRIPURA	4461.24	4300.58	-160.66	1095713.46	454397.82
	AGBPP	3619.84	4095.28	475.44	1534597.16	71170.99
	AGTCCPP	1461.62	1614.99	153.37	499779.91	100273.43
	BGTPP	12466.44	12422.42	-44.01	480868.58	610710.46
	BNC	25.15	21.06	-4.09	17624.43	7123.42
	PALATANA	12476.70	12521.82	45.12	90085.96	247.27
	DOYANG	185.25	197.58	12.34	30663.54	20129.18
	KHANDONG	0.00	0.00	0.00	0.00	0.00
	KOPILI	2371.20	2393.33	22.13	92404.03	0.00
	KOPILI-2	592.80	592.99	0.19	3989.86	2911.37
	LOKTAJ	1025.36	1034.69	9.33	16948.23	483.27
	PARE	933.89	938.06	4.17	40733.19	34730.89
	RANGANADI	2248.00	2250.02	2.02	23536.04	33147.78
	KAMENG	7098.30	7211.56	113.26	455121.32	3704.74
	ER	1448.54	12736.56	11288.02	46157063.57	0.00
	NR	0.00	-16993.31	-16993.31	0.00	69620018.42

SUMMARY OF WEEKLY DEVIATION CHARGES

	Constituents	Total Schedule (MWH)	Total Actual (MWH)	Deviation (MWH)	Receivable from the Deviation and Ancillary Service Pool Account(Rs)	Payable to the Deviation and Ancillary Service Pool Account(Rs)
FOR THE WEEK FROM 23/10/2023 TO 29/10/2023	ARUNACHAL PRADESH	16659.93	18254.85	1594.92	1022932.57	9793908.83
	ASSAM	157578.72	157419.30	-159.42	10574344.38	13143068.48
	MANIPUR	18551.63	18025.42	-526.21	3394255.76	2470766.44
	MEGHALAYA	28388.17	27237.40	-1150.77	5498587.85	1923812.24
	MIZORAM	9695.84	8279.15	-1416.68	5225786.27	212971.07
	NAGALAND	15794.54	15100.63	-693.91	2934005.72	139968.59
	TRIPURA	30714.35	29299.05	-1415.29	7193616.80	1506516.96
	AGBPP	26461.81	29283.32	2821.51	9641896.47	1004982.33
	AGTCCPP	10361.36	11631.63	1270.28	3317411.81	438394.91
	BGTPP	92105.01	91562.44	-542.57	3207603.07	4962344.90
	BNC	175.74	150.87	-24.88	127761.11	65038.83
	PALATANA	85260.38	85653.61	393.23	746564.38	7945.67
	DOYANG	1366.61	1422.37	55.76	214919.12	154447.93
	KHANDONG	0.00	0.00	0.00	0.00	0.00
	KOPILI	16597.77	16764.29	166.52	836273.73	0.00
	KOPILI-2	4141.19	4128.80	-12.39	26125.28	36222.67
	LOKTAJ	7342.51	7412.95	70.43	155336.93	16533.06
	PARE	7262.44	7319.68	57.25	291342.55	214344.61
	RANGANADI	16212.38	16298.64	86.26	248705.55	214994.71
	KAMENG	52184.63	52899.78	715.15	3626145.85	214437.63
	ER	11857.88	75740.98	63883.10	310684129.84	802152.84
	NR	0.00	-118831.71	-118831.71	0.00	559987797.82


 (S.M. Almol) / Director
 Director /NERPC
 विद्युत मंत्रालय /Min. of Power
 भारत सरकार /Govt. of India
 शिलांग /Shillong